





REFERENCIA	REFERENCE		KJ C6	KJ C6 TL
Código	Code		393001	393002
Categoría	Category		CAT6	CAT6
Apantallamiento	Shielding		Unshielded	Unshielded
Grosor cables admitido	Admitted cables	AWG	23-24	23-24
Retención Patch Cord	Patch cord retention	Kg	7	7
Protector entrada polvo	Dust entrance protector		✓	×
Tiempo de montaje aproximado	Approximate assembly time	s	60	45
Embalaje	Supply	pcs.	1 / 25	1 / 25
Compatible con R C6	Compatible with R C6		✓	✓
Compatible con PP 24 S	Compatible with PP 24 S		×	×



KJ C6



KJ C6 TL



1.

[ES] Cortar 1,4cm de cubierta
[EN] Cut 1.4cm of jacket




2.

[ES] Cortar la cruceta y el hilo de rasgado
[EN] Cut the spline and rip cord



KJ C6



KJ C6 TL

3.

[ES] Presentar los cables encima del conector siguiendo el código de colores según ANSI/TIA 568A/B
[EN] Present the cables on the adapter following the ANSI/TIA 568A/B rules



4.1

[ES] Presionar los cables con la herramienta H KJ (con la cuchilla hacia fuera)
[EN] Press the cables with H KJ tool (the blade must be in the external side)



4.2

[ES] Presionar los cables con la palanca suministrada
[EN] Press the cables with the supplied lever

5.

[ES] Cerrar el conector con la tapa suministrada
[EN] Close the adapter with the supplied cover



6.

[ES] Poner el protector antipolvo
[EN] Place the antidust protector



[ES] NO Compatible con PP 24 S
[EN] NOT Compatible with PP 24 S



[ES] Compatible con R C6
[EN] Compatible with R C6

[ES] Insertar el adaptador en su soporte
[EN] Insert the adapter on its support